



National Marine Manufacturers Association

nmma.org

ECONOMIC SIGNIFICANCE OF RECREATIONAL BOATING IN FLORIDA

CONGRESSIONAL DISTRICT 13

Number of Recreational Boats*	32,275
Recreational Boating Industry Businesses	301
Total Jobs	3,496
Annual Recreational Boating-Related Spending	\$181.3 MILLION



TOTAL ANNUAL ECONOMIC IMPACT OF RECREATIONAL BOATING:

\$433.5 MILLION

RECREATIONAL BOATS IN FL-13

TOTAL BOATS* **32,275**

REGISTERED BOATS **32,275**

Power boats	26,128
PWCs	4,502
Sailboats	1,518
Other Boats	127

HOUSEHOLDS PER BOAT **9.9**



POWER BOATS
81%



PWCs
14%



SAILBOATS
5%



OTHER BOATS
0%

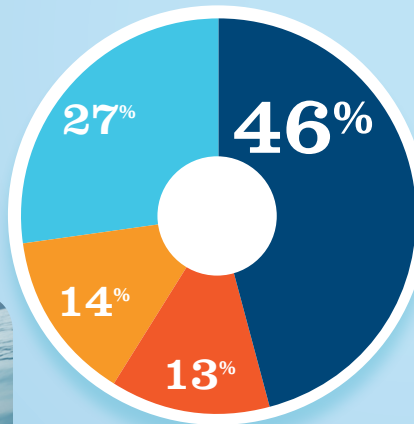


* Total boats are registered boats as reported by states to the USCG.

RECREATIONAL BOATING CREATES JOBS IN FL-13

TOTAL BOATING JOBS **2,984**

Boat Building	803
Motor / Engine Mfg.	-
Accessory / Supplies Mfg.	429
Dealers / Wholesalers	379
Boat Services	1,373



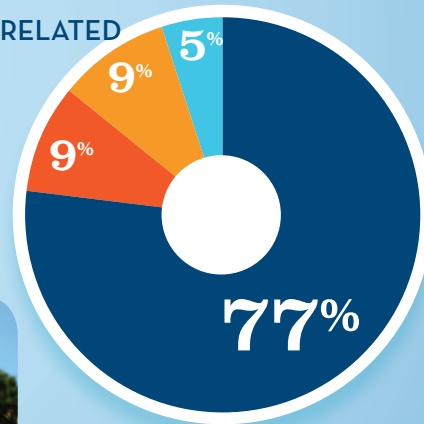
● BOAT BUILDING
 ● DLRS/WHOLESALERS
 ● MOTOR/ENG. MFG. †
 ● BOAT SERVICES
 ● ACC./SUPPLIES MFG.
 ● † 0%



RECREATIONAL BOATING-RELATED BUSINESSES IN FL-13

TOTAL BUSINESSES **301**

Boat Building	15
Motor / Engine Mfg.	-
Accessory / Supplies Mfg.	27
Dealers / Wholesalers	28
Boat Services	231



● BOAT BUILDING
 ● DLRS/WHOLESALERS
 ● MOTOR/ENG. MFG. †
 ● BOAT SERVICES
 ● ACC./SUPPLIES MFG.
 ● † 0%

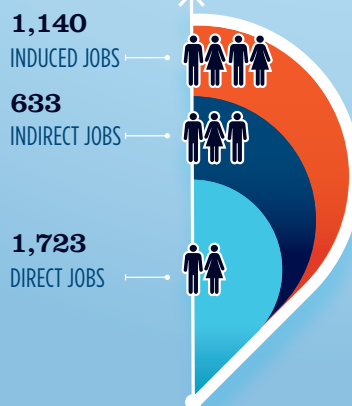


ESTIMATED JOBS IMPACT OF RECREATIONAL BOATING-RELATED SPENDING IN FL-13

EST. TOTAL JOBS **3,496**

EST. TOTAL LABOR INCOME **\$144.8** MILLIONS

Est. Direct Income	\$59.9
Est. Indirect Income	\$35.0
Est. Induced Income	\$49.9



RECREATIONAL BOATING INDUSTRY SALES IN FL-13

Boat Building **\$207.2** MILLIONS

Motor / Engine Mfg. **\$0.0** MILLION

Accessory / Supplies Mfg. **\$83.3** MILLION

TOTAL MFG. SALES **\$290.5**

Dealers / Wholesalers **\$136.1** MILLION

Boat Services **\$464.5** MILLION

TOTAL RETAIL & SERVICES SALES **\$600.6**

● BOAT BUILDING
 ● DLRS/WHOLESALERS
 ● MOTOR/ENG. MFG.
 ● BOAT SERVICES
 ● ACC./SUPPLIES MFG.

